



Army Green Service Uniform, Officer, Male



Army Green Service Uniform, Officer, Male

- A. Nameplate:** (*Not Shown*) Center the nameplate on the flap of the right pocket, between the top of the button and the top of the pocket. *Note as of this printing final decision on nameplate has not been made.*
- B. Unit Awards:** Centered with the bottom edge of the emblem 1/8 inch above the right breast pocket flap.
- C. Regimental Crest:** Center regimental crest 1/8 inch above the top of the right pocket flap. Wear the crest 1/4 inch above unit awards and foreign badges. When the coat lapel obscures the insignia, Soldiers may wear the RDI aligned to the right edge of unit awards or the nameplate.
- D. Branch Insignia:** The branch insignia is centered on both lapels approximately 1–1/4 inches below the U.S. insignia. The branch insignia is positioned so that the centerline of the insignia bisects the centerline of the U.S. insignia and is parallel to the inside edge of the lapel.
- E. U.S. Insignia:** Worn 5/8 inch above the notch on both collars with the centerline of the insignia bisecting the notch and parallel to the inside edge of the lapel
- F. Grade Insignia:** worn on the shoulder loops, 5/8 inch from the outside shoulder seam, and centered front to back.
- G. Identification Badges:** Worn centered on the pocket of the coat. Only one ID badge per side. Centered between the bottom of the pocket flap and the bottom of the pocket and centered from left to right.
- H. Combat and Special Skill Badges:** (See Badge Groups for more info, page 47) Wear badges 1/4 inch above ribbons or above the top of the pocket; worn one above the other in order of group precedence from top to bottom with 1/2 inch between badges.
- I. Full-size Medals:** (*Not Shown*) Soldiers wear full-sized medals centered immediately above the left breast pocket. worn in the order of precedence from the wearer's right to left, in one or more rows, with 1/8-inch space between rows. No more than four medals are worn in any one row. Medals will not overlap within a row. Soldiers may wear up to 3 combat and special skill badges or metal tab replicas (or a combination) from groups 1 through 5, but may only wear one combat or special skill badge from either group 1 or group 2 one above the other, above the medals, in order of group precedence. Driver/Mechanic badges are not authorized. Soldiers may not wear special skill and marksmanship badges below the medals. (See page 148 for more information).
- J. Combat Service Identification Badge:** (*Not Shown*) Badges are worn centered on the pocket of the coat. Only one ID badge will be worn per side. The badge is centered between the bottom of the pocket flap and the bottom of the pocket and centered from left to right.
- K. Ribbons:** (*See chart in back of book*) Worn in order of precedence from the wearer's right to left, in one or more rows, with either no space between rows or 1/8-inch space between rows. The top row is centered on the row beneath or may be aligned to the wearer's left, whichever presents the best appearance.
- L. Marksmanship and Skill Badges:** (See Badges for more info, page 44) **1 Badge:** Centered horizontally on the left breast pocket flap with the upper portion of the badge approximately 1/8 inch below the top of the pocket. **2 Badges:** Equally spaced on the left breast pocket flap from left to right with the upper portion of the badges approximately 1/8 inch below the top of the pocket with at least 1 inch between badges. **3 Badges:** equally spaced on the left breast pocket flap approximately 1/8 inch below the top of the pocket. **4 or more Badges:** see page 65
- M. Foreign Awards:** (*not shown*) See page 83 & page 146. Emblems with or without frames are worn centered on the right side of the uniform with the bottom edge 1/8 inch above the breast pocket flap.

Army Green Service Uniform, Enlisted, Male



Army Green Service Uniform, Enlisted, Male

- A. Nameplate:** (*Not Shown*) Center the nameplate on the flap of the right pocket, between the top of the button and the top of the pocket. *Note as of this printing final decision on nameplate has not been made.*
- B. Unit Awards:** Centered with the bottom edge of the emblem 1/8 inch above the right breast pocket flap.
- C. Regimental Crest:** Wear the RDI centered 1/8 inch above the top of the pocket flap or 1/4 inch above any unit awards or foreign badges that are worn. If lapel obscures the RDI, Soldiers may wear the RDI aligned to the right edge of the unit awards.
- D. U.S. Insignia:** The bottom of the U.S. insignia disk is placed approximately 1 inch above the notch and centered on the right collar with the centerline of the insignia parallel to the inside edge of the lapel.
- E. Branch Insignia:** Centered on the left collar with the bottom of the disk approximately 1 inch above the notch, with the centerline of the branch insignia bisecting the notch and parallel to the inside edge of the lapel.
- F. Ribbons:** (See chart in back of book) Worn in order of precedence from the wearer's right to left, in one or more rows, with either no space between rows or 1/8-inch space between rows. Wear the ribbons centered 1/8 inch above the left breast pocket. Ribbon mounts will remain centered above the pocket even if the top ribbon row is offset. The top row is centered on the row beneath or may be aligned to the wearer's left, whichever presents the best appearance.
- G. Distinctive Unit Insignia:** Centered on the shoulder loops an equal distance from the outside shoulder seam to the outside edge of the button with the base of the insignia toward the outside shoulder seam when grade insignia is not worn on the should loops. If grade insignia is worn on the shoulder loops, the equal distance is measured from the inside edge of the grade insignia to the outside edge of the button. Soldiers are not authorized to wear the DUI on the dress variation.
- H. Grade Insignia:** Male Soldiers will wear the large insignia. Worn centered between the shoulder seam and elbow. When the SSI will not allow the grade insignia to be worn as stated above, the grade insignia will be placed 1/2 inch below the SSI.
- I. Marksmanship and Skill Badges:** (See Badges for more info, page 44) **1 Badge:** Centered horizontally on the left breast pocket flap with the upper portion of the badge approximately 1/8 inch below the top of the pocket. **2 Badges:** equally spaced on the left breast pocket flap from left to right with the upper portion of the badges approximately 1/8 inch below the top of the pocket with at least 1 inch between badges. **3 Badges:** equally spaced on the left breast pocket flap approximately 1/8 inch below the top of the pocket. **4 or more Badges:** see page 65
- J. Identification Badges:** Worn centered on the pocket of the coat. Only one ID badge will be worn per side. The badge is centered between the bottom of the pocket flap and the bottom of the pocket and centered from left to right.
- K. Combat and Special Skill Badges:** (See Badge Groups for more info, page 47) Badges are worn 1/4 inch above the ribbons or top of the pocket. Worn one above the other in order of group precedence from top to bottom with 1/2 inch between badges. Soldier may wear up to 3 badges above the ribbon or pocket flag
- L. Combat Service Identification Badge:** (*not shown*) Worn centered on the pocket of the coat. Only one ID badge will be worn per side. The badge is centered between the bottom of the pocket flap and the bottom of the pocket and centered from left to right.
- M. Foreign Awards** (*not shown*): See page 83 & page 146. Emblems with or without frames are worn centered on the right side of the uniform with the bottom edge 1/8 inch above the breast pocket flap.
- N. Full-size medals** (*not shown*): See page 3 and page 148.
- O. German Marksmanship Award:** (*not shown*, see page 9).


Army Green Service Uniform, Officer, Female



Army Green Service Uniform, Officer, Female

- A. Nameplate:** (*Not Shown*) Center the nameplate on the flap of the right pocket, between the top of the button and the top of the pocket. *Note as of this printing final decision on nameplate has not been made.*
- B. Unit Awards:** Centered with the bottom edge of the emblem 1/8 inch above the right breast pocket flap.
- C. Regimental Crest:** Wear the RDI centered 1/8 inch above the top of the pocket flap or 1/4 inch above any unit awards or foreign badges that are worn. If lapel obscures the RDI, Soldiers may wear the RDI aligned to the right edge of the unit awards.
- D. Combat Service Identification Badge:** (*not shown*) Worn centered with the bottom of the badge parallel to the third buttonhole of the coat, centered on the pocket flap button. Only one ID badge will be worn per side. Female Soldiers may adjust placement of badges to conform to individual body shape differences.
- E. Branch Insignia:** The branch insignia is centered on both lapels approximately 1-1/4 inches below the U.S. insignia. The branch insignia is positioned so that the centerline of the insignia bisects the centerline of the U.S. insignia and is parallel to the inside edge of the lapel.
- F. U.S. Insignia:** Worn 5/8 inch above the notch on both collars with the centerline of the insignia bisecting the notch and parallel to the inside edge of the lapel.
- G. Ribbons:** (See chart in back of book) Worn in order of precedence from the wearer's right to left, in one or more rows, with either no space between rows or 1/8-inch space between rows. Wear the ribbons centered 1/8 inch above the left breast pocket. Ribbon mounts will remain centered above the pocket even if the top ribbon row is offset. The top row is centered on the row beneath or may be aligned to the wearer's left, whichever presents the best appearance.
- H. Marksmanship and Skill Badges:** (See Badges for more info, page 44) **1 Badge:** Centered horizontally on the left breast pocket flap with the upper portion of the badge approximately 1/8 inch below the top of the pocket. **2 Badges:** Equally spaced on the left breast pocket flap from left to right with the upper portion of the badges approximately 1/8 inch below the top of the pocket with at least 1 inch between badges. **3 Badges:** Equally spaced on the left breast pocket flap approximately 1/8 inch below the top of the pocket. **4 or more Badges:** see page 65
- I. Identification Badges:** Worn centered with the bottom of the badge parallel to the third buttonhole of the coat, centered on the pocket flap button. Only one ID badge will be worn per side. Female Soldiers may adjust placement of badges to conform to individual body shape differences.
- J. Special Skill Badges:** (See Badge Groups for more info, page 47) Wear badges 1/4 inch above ribbons or above the top of the pocket; worn one above the other in order of group precedence from top to bottom with 1/2 inch between badges.
- K. Grade Insignia:** Worn on the shoulder loops, 5/8 inch from the outside shoulder seam, and centered front to back.
- L. Foreign Awards:** See page 83 & page 146.
- M. Full-size medals** (*not shown*): See page 3 and page 148.

Army Green Service Uniform, Enlisted, Female



Army Green Service Uniform, Enlisted, Female

- A. Nameplate:** (*Not Shown*) Center the nameplate on the flap of the right pocket, between the top of the button and the top of the pocket. *Note as of this printing final decision on nameplate has not been made.*
- B. Unit Awards:** Centered with the bottom edge of the emblem 1/8 inch above the right breast pocket flap.
- C. Regimental Crest:** Wear the RDI centered 1/8 inch above the top of the pocket flap or 1/4 inch above any unit awards or foreign badges that are worn. If lapel obscures the RDI, Soldiers may wear the RDI aligned to the right edge of the unit awards.
- D. Combat Service Identification Badge:** Worn centered with the bottom of the badge parallel to the third buttonhole of the coat, centered on the pocket flap button. Only one ID badge will be worn per side. Female Soldiers may adjust placement of badges to conform to individual body shape differences.
- E. Branch Insignia:** The bottom of the U.S. insignia disk is placed approximately 1 inch above the notch and centered on the left collar with the centerline of the insignia parallel to the inside edge of the lapel.
- F. U.S. Insignia:** The bottom of the U.S. insignia disk is placed approximately 1 inch above the notch and centered on the right collar with the centerline of the insignia parallel to the inside edge of the lapel.
- G. Distinctive Unit insignia:** Wear the DUI on the centered on the shoulder loops an equal distance from the outside shoulder seam to the outside edge of the button with the base of the insignia toward the outside shoulder seam when grade insignia is not worn on the shoulder loops. If grade insignia is worn on the shoulder loops, the equal distance is measured from the inside edge of the grade insignia to the outside edge of the button.
- H. Ribbons:** (See chart in back of book) Worn in order of precedence from the wearer's right to left, in one or more rows, with either no space between rows or 1/8-inch space between rows. Wear the ribbons centered 1/8 inch above the left breast pocket. Ribbon mounts will remain centered above the pocket even if the top ribbon row is offset. The top row is centered on the row beneath or may be aligned to the wearer's left, whichever presents the best appearance.
- I. Marksmanship and Skill Badges:** (See Badges for more info, page 44). **1 Badge:** Centered horizontally on the left breast pocket flap with the upper portion of the badge approximately 1/8 inch below the top of the pocket **2 Badges:** Equally spaced on the left breast pocket flap from left to right with the upper portion of the badges approximately 1/8 inch below the top of the pocket with at least 1 inch between badges. **3 Badges:** Equally spaced on the left breast pocket flap approximately 1/8 inch below the top of the pocket. **4 or more Badges:** see page 65
- J. Identification Badges:** Worn centered with the bottom of the badge parallel to the third buttonhole of the coat, centered on the pocket flap button. Only one ID badge will be worn per side. Female Soldiers may adjust placement of badges to conform to individual body shape differences.
- K. Special Skill Badges:** (See Badge Groups for more info, page 47). Wear badges 1/4 inch above ribbons or above the top of the pocket; worn one above the other in order of group precedence from top to bottom with 1/2 inch between badges.
- L. Grade Insignia:** Female Soldiers will wear the small insignia. Worn centered between the shoulder seam and elbow. When the SSI will not allow the grade insignia to be worn as stated above, the grade insignia will be placed 1/2 inch below the SSI.
- M. Foreign Awards** (*not shown*): See page 83 & page 146.
- N. Full-size medals** (*not shown*): See page 3 and page 148.
- O. German Marksmanship Award:** Authorized for wear by enlisted personnel Only. Worn on the right side of the uniform coat with the upper portion attached under the center of the shoulder loop and the bottom portion attached under the lapel to a button mounted specifically for wearing this award.

Army Green Service Class B Uniform



Male



Female

Army Green Service Class B Uniform

A. Nameplate: Not Worn.

B. Regimental distinctive insignia (RDI):

Male soldiers will wear the RDI ¼ inch above the wearer's right pocket flap.

Female soldiers will place the rdi on the wearer's right side of the shirt 2 inches below the right collar tip and 2 inches to the right of the necktie. When necktie is not worn the placement will be approximately 3 inches from the second button centered according to body type and will be parallel (flush) with the bottom of the ribbons.

C. Ribbons: (See chart in back of book)

Male soldiers may wear no more than two rows of ribbons consisting of six ribbons total. They will be placed ¼ inch above the wearer's left pocket flap.

Female soldiers may wear no more than two rows of ribbons consisting of six ribbons total and will be placed 2 inches below left collar tip centered on the body. The bottom of the ribbons will be parallel (flush) to the bottom of the rdi. Selected ribbons must be worn in order of precedence.

D. Combat and Special Skill Badges and Tabs: (See Badge Groups for more info, page 44).

Soldiers will only wear one combat or special skill badge or metal tab replica. For all soldiers, the badge will be worn ¼ inch centered above the ribbons. When worn below the ribbons, **male soldiers** wear the badge or metal tab replica centered horizontally on the left breast pocket flap with the upper portion of the badge/tab approximately ½ inch below the top of the pocket. When **female soldiers** wear the badge or metal tab replica centered horizontally on the wearer's left with the upper portion of the badge/tab ¼ inch below the ribbon bar equally spaced under the ribbon bar.

Personnel may wear a combat or special skill badge from groups 1-4 (DA PAM 670-1 paragraph 22-16) above the ribbons, above the top of the pocket, or in a similar location for uniforms without pockets. Only badges from 3 and 4 can be worn below the ribbons.

The driver badge, mechanic badge, and metal tab replicas are not authorized for wear above the ribbons, above the top of the pocket, or in a similar location for uniforms without pockets