

GTA 07-01-045
DISASSEMBLY LAYOUT CHART FOR THE M16A4 RIFLE
July 2005

Headquarters, Department of the Army
Fort Benning, Georgia
Reference: FM 3-22.9


DISTRIBUTION RESTRICTIONS:
Approved for public release; distribution is unlimited.



ADAPTER RAIL COVERS



CARRYING HANDLE WITH
REAR SIGHT ASSEMBLY




UPPER RECEIVER

BARREL

MIL STD 1913 RAILS




CHARGING HANDLE



ADAPTER RAIL COVERS




LOWER RECEIVER AND
BUTTSTOCK ASSEMBLY



SPRING WITH BUFFER ASSEMBLY



BOLT CARRIER ASSEMBLY



FIRING PIN RETAINING PIN

FIRING PIN

BOLT CARRIER

BOLT CAM PIN

BOLT

EXTRACTOR

EXTRACTOR PIN